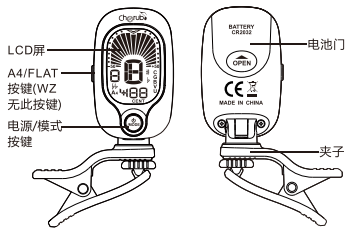




WST-2046 夹式校音器 BD/RC/WZ 使用说明书

祝贺您拥有了WST-2046夹式校音器。在您使用本产品之前, 请花几分钟时间, 阅读一下本说明书。

产品界面



产品特点

- 自动关机功能: 5分钟无校音或按键操作, 本机将自动关机。
- 校音项目: 十二平均律、吉他、贝司、小提琴、C调尤克里里、D调尤克里里。
- 关机自动保存当前设置参数。

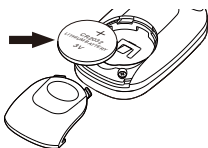
操作说明

1. 本机上电默认为十二平均律校音模式, 长按**电源/模式**键开/关机。
2. 短按**A4/FLAT**键调节A4值, 调节范围: 430~450Hz。(WZ无此功能)
3. 在吉他、贝司模式下, 长按**A4/FLAT**键可调节降半音: ♭ ♭。(WZ无此功能)
4. 短按**电源/模式**键调节校音项目:
C (十二平均律), G (吉他), B (贝司), V (小提琴), U-C (C调尤克里里), U-D (D调尤克里里)。

5. 内置蜂鸣片拾音。
6. 校音结果:
十二平均律: C C' D D' E E' F F' G G' A B' B
吉他: 6E 5A 4D 3G 2B 1E
贝司: LB 4E 3A 2D 1G HC
小提琴: 4G 3D 2A 1E
C调尤克里里: 4G 3C 2E 1A
D调尤克里里: 4A 3D 2F' 1B

电池安装

当显示屏变暗时, 请更换电池, 更换方法见下图:



- 注意:** 1. 更换电池时, 请注意电池的极性。
2. 若长期放置产品, 请把电池取出。

技术规格

- 校音项目: 十二平均律、吉他、贝司、小提琴、C调尤克里里、D调尤克里里。
- 校音范围: A₂(27.5Hz)~C₆(4186.0Hz)
- A4范围: 430~450Hz(BD RC) 440Hz(WZ)
- 降半音: ♭ ♭(BD RC)
- 校音精度: ±1cent
- 功耗: <12mA
- 电池: 3V(CR2032)锂电池
- 尺寸: 50(W)x36(D)x30(H)mm
- 重量: 32g

注意事项

- 使用环境:
1. 避免在高温、潮湿、零下等恶劣的环境中使用。
2. 避免在强光下使用。
- 请勿自行拆卸本机。
- 请保存好本手册以便以后查阅。

随机附件

- 操作说明书 ● CR2032锂电池 ● 产品合格证

质量承诺

亲爱的小天使用户:

在使用您小天使产品时, 请仔细阅读产品说明书, 当您有疑问和困难时, 请拨打售后服务热线:

400-990-9866

- 一周内出现质量问题可退货退款
- 一月内出现质量问题可调换
- 一年内出现质量问题可免费维修
- 终身享有咨询和维修服务

[请向销售商索取有效购买凭证并予以保存]

换修政策

一、包换政策:

1. 消费者自购机之日起1个月之内, 在正常使用情况下, 出现非人为的产品性能故障, 且产品外观及包装保持完好的可向所购机的经销商换机。
2. 消费者在换机时应出示由经销商开出的购机收据及保修卡, 否则经销商可以不予换机。

二、保修政策:

产品在购买之日起1年内, 可免费享有维修服务; 对于超过1年的产品及人为或不可抗力因素造成损坏的产品, 我司可提供有偿维修服务。

售后服务地址:

广东省珠海市高新区唐家湾镇科技九路10号
珠海市蔚科科技开发有限公司 售后服务部
邮编: 519085

制造商: 珠海市蔚科科技开发有限公司

制造商地址: 广东省珠海市高新区唐家湾镇科技九路10号
电话: 0756-3689866
邮箱: mail@cherubtechnology.com



www.cherub.cn
中国制造

有关产品中所含有害物质的说明

本资料就本公司产品中所含的特定有害物质及其安全性予以说明。

本资料适用于2007年3月1日以后本公司所制造的产品。

环保使用期限



此标志适用于在中国国内销售的电子信息产品, 表示环保使用期限的年限。所谓环保使用期限是指在制造日起的规定期限内, 产品中所含的有害物质不致引起环境污染, 不会对人体、财产造成严重的不良影响。环保使用期限仅在遵照产品使用说明, 正确使用产品的条件下才有效。不当的使用, 将会导致有害物质泄漏的危险。

产品中有毒有害物质或元素的名称及含量

部件名称	有害有毒物质或元素					
	铅 (Pb)	汞 (Hg)	镉 (Cd)	六价铬 (Cr(VI))	多溴联苯 (PBB)	多溴联苯醚 (PBDE)
外壳(壳体)	×	○	○	○	○	○
电子部件 (印刷电路板等)	×	○	×	○	○	○
附件 (电源线、交流适配器等)	×	○	○	○	○	○

○: 表示该有害有毒物质在该部件所有均质材料中的含量均在 SJ/T11363-2006 标准规范的限量要求以下。

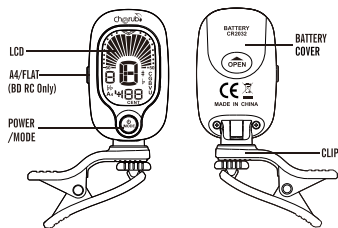
×: 表示该有害有毒物质至少在该部件的某一均质材料中的含量超出 SJ/T11363-2006 标准规定的限量要求。因根据现有的技术水平, 还没有什么物质能够代替它。



WST-2046 CLIP-ON TUNER BD/RC/WZ Owner's Manual

WST-2046 is a clip-on tuner. Portable design makes it easy to go with you. The display can be easily rotated in different directions and angles.

Product Description



Features

- Auto Power Off Function: The device will turn off automatically if there is no signal present or operation in 5 minutes.
- Note Detection: Chromatic, Guitar, Bass, Violin, Ukulele C, Ukulele D.
- Settings saved upon powering off.

Operation

1. Press **POWER/MODE** for 2 seconds to turn on/off.

The WST-2046 will turn on to the last setting. The default tuning mode is Chromatic when first powering on this tuner.

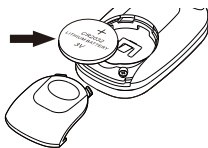
2. Press **A4/FLAT** briefly to set A4: 430–450Hz. (BD RC Only)
3. Press **A4/FLAT** for 2 seconds set Flat: ♭ ♭. (BD RC Only)
(This is only available in Guitar and Bass mode.)
4. Press **POWER/MODE** briefly to set mode: C(Chromatic), G(Guitar), B(Bass), V(Violin), U-C(Ukulele C), U-D(Ukulele D).

5. Play a single note on your instrument. The display will show the name of the note and string number closest to the pitch detected by the CLIP. Tune your instrument until the LCD shows the correct string and note name.

6. Note Detection:
- Chromatic: C C[♯] D E[♯] E F F[♯] G G[♯] A B[♯] B
- Guitar: 6E 5A 4D 3G 2B 1E
- Bass: LB 4E 3A 2D 1G HC
- Violin: 4G 3D 2A 1E
- Ukulele C: 4G 3C 2E 1A
- Ukulele D: 4A 3D 2F[♯] 1B

Installing the battery

When the battery charge is low, the LCD will become dim. Please replace the battery as soon as possible.



- NOTE:**
1. Pay attention to polarity when replacing battery.
 2. Remove the battery if the product will not be used for a long period.

Specifications

- Tuning scale: Chromatic, Guitar, Bass, Violin, Ukulele C, Ukulele D
- Tuning range: A₄(27.5Hz)–C₄(4186.0Hz)
- A4: 430Hz–450Hz(BD RC Only) 440Hz(WZ Only)
- Flat: ♭ ♭ (BD RC Only)
- Precision: ± 1 cent
- Power: 3V (CR2032 lithium battery)
- Dimensions: 50(W)x36(D)x30(H)mm
- Weight: 32g

Precautions

- Environment:
 1. Do NOT use the tuner in high temperature, or high humidity, or subzero environments.
 2. Do NOT use the tuner in the direct sunlight.
- Please do NOT disassemble the tuner by yourself.
- Please keep this manual for future reference.

Accessories

- Owner's manual
- 3V(CR2032) Lithium battery

THE FCC REGULATION WARNING (for U.S.A.)

This equipment has been tested and found to comply with the limits for a Class B digital device, pursuant to Part 15 of the FCC Rules. These limits are designed to provide reasonable protection against harmful interference in a residential installation. This equipment generates, uses, and can radiate radio frequency energy and, if not installed and used in accordance with the instructions, may cause harmful interference to radio communications. However, there is no guarantee that interference will not occur in a particular installation. If this equipment does cause harmful interference to radio or television reception, which can be determined by turning the equipment off and on, the user is encouraged to try to correct the interference by one or more of the following measures:

- Reorient or relocate the receiving antenna.
- Increase the separation between the equipment and receiver.
- Connect the equipment into an outlet on a circuit different from that to which the receiver is connected.
- Consult the dealer or an experienced radio/TV technician for help.

CE mark for European Harmonized Standards

CE Mark which is attached to our company's products of Battery mains the product is in fully conformity with the harmonized standard(s) EN 61000-6-3:2007+A1:2011 & EN 61000-6-1:2007 Under the Council Directive 2004/108/ EC on Electromagnetic Compatibility.

© 2014 Cherub Technology-All rights reserved.
No part of this publication may be reproduced in any form without prior written permission of Cherub Technology.

www.cherubtechnology.com



Made in China