



iRig[®] NanoAmp

Battery powered Micro Amp / interface for iOS

USER MANUAL

Table of Contents

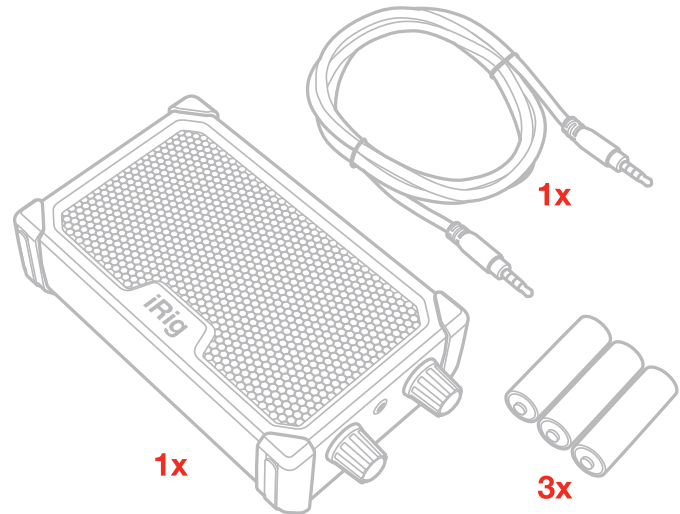
Contents	2
English	3
iRig Nano Amp	3
Register your iRig Nano Amp	3
Installation and setup	4
Stand-alone mode	4
Interface mode	7
Specifications	9
Warranty	10
Support and more info	10
Regulatory	11

iRig Nano Amp

Thank you for purchasing iRig Nano Amp.

Your package contains:

- iRig Nano Amp
- 3xAA batteries
- TRRS cable
- Quick Start Guide
- Registration Card



iRig Nano Amp combines the circuitry from IK's top-selling iRig interface with a miniature but powerful 3W amplifier for the ultimate portable mini amp solution. Players can use iRig Nano Amp as a standalone practice micro-amp, or connect their iOS compatible device and use it as a interface to play, practice and record on their device. With a 3" speaker and 3W class A/B amplifier, iRig Nano Amp provides plenty of tone to rock out anywhere. Totally battery powered, it offers a 1/4" instrument input with pre and power-amp gain controls, and a built-in kick-back stand for ideal positioning. Plus, iRig Nano Amp can be used as a micro-amp head — connect it directly to a regular speaker cabinet (up to a 4x12) and rock out big with its brit-driven tone!

But the real magic of iRig Nano Amp is the built-in iRig circuit which lets you connect to an iPhone or iPad and use apps like AmpliTube. Now you'll have access to an entire rig of famous guitar amps, pedals, effects and more, along with backing tracks, a 4-track looper, drum machine and multi-track recorder, all running seamlessly through an amp that will fit in your pocket or guitar case. When used with an iOS device, the integrated headphone output provides silent playing and practicing.

Register your iRig Nano Amp

By registering, you can access technical support, activate your warranty and receive free JamPoints™ which will be added to your account. JamPoints™ allow you to obtain discounts on future IK purchases! Registering also keeps you informed of all the latest software updates and IK products.

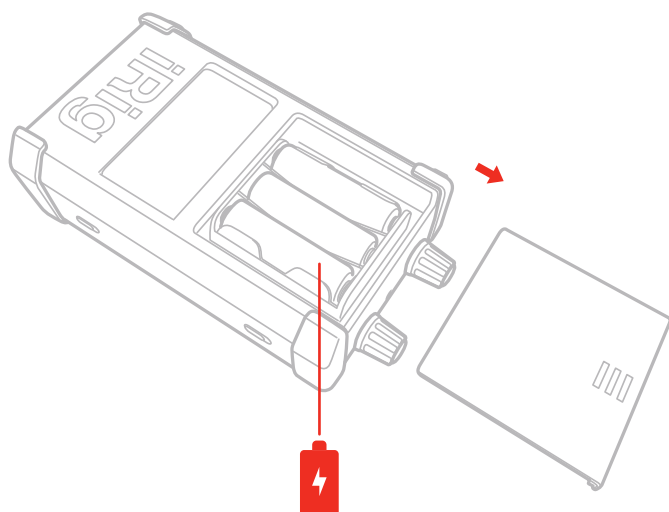
Register at: www.ikmultimedia.com/registration

Installation and setup

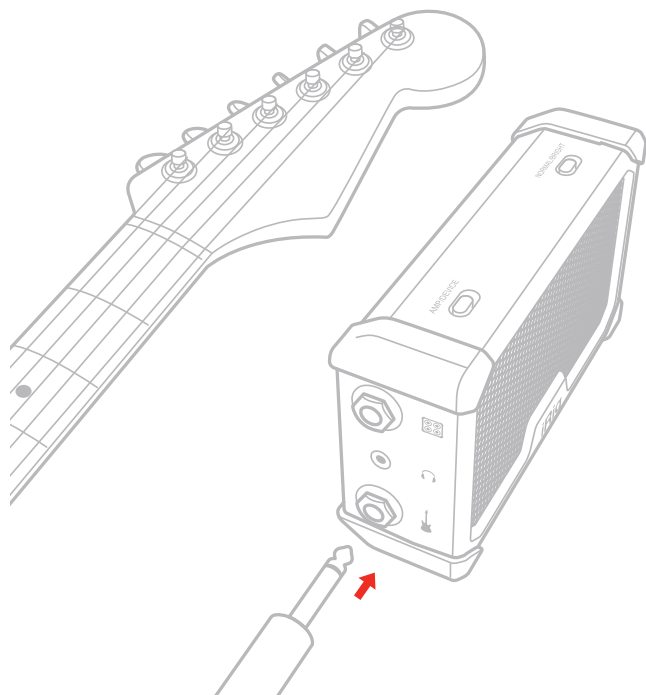
iRig Nano Amp can work in two modes: as a stand-alone portable amp; as guitar interface.

Stand-alone mode

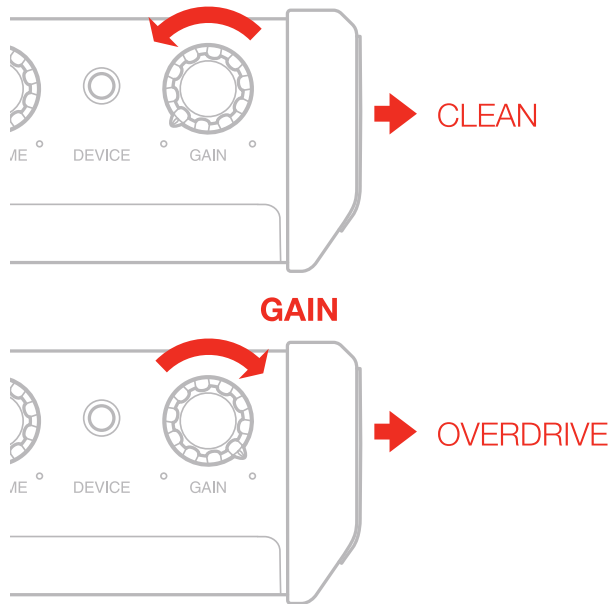
1. Insert the provided batteries in the battery compartment.



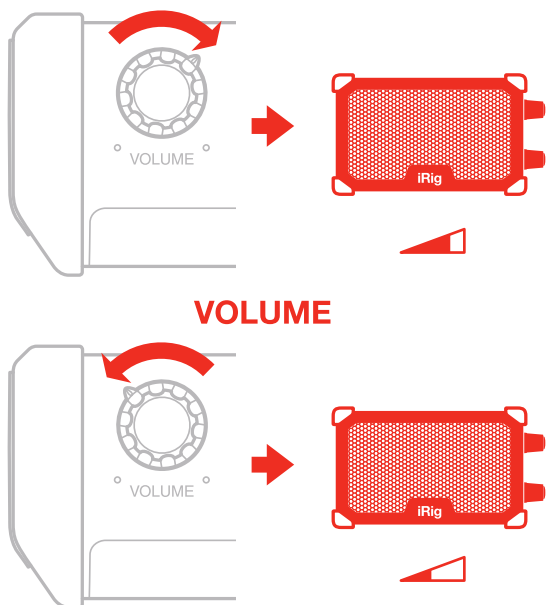
2. Connect your guitar, bass or other mono instrument to the 1/4" input jack.



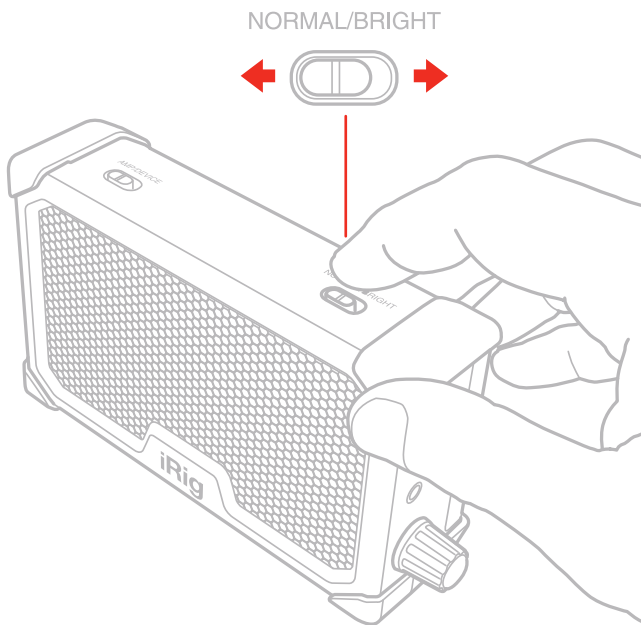
3. Adjust the input gain with the GAIN potentiometer.



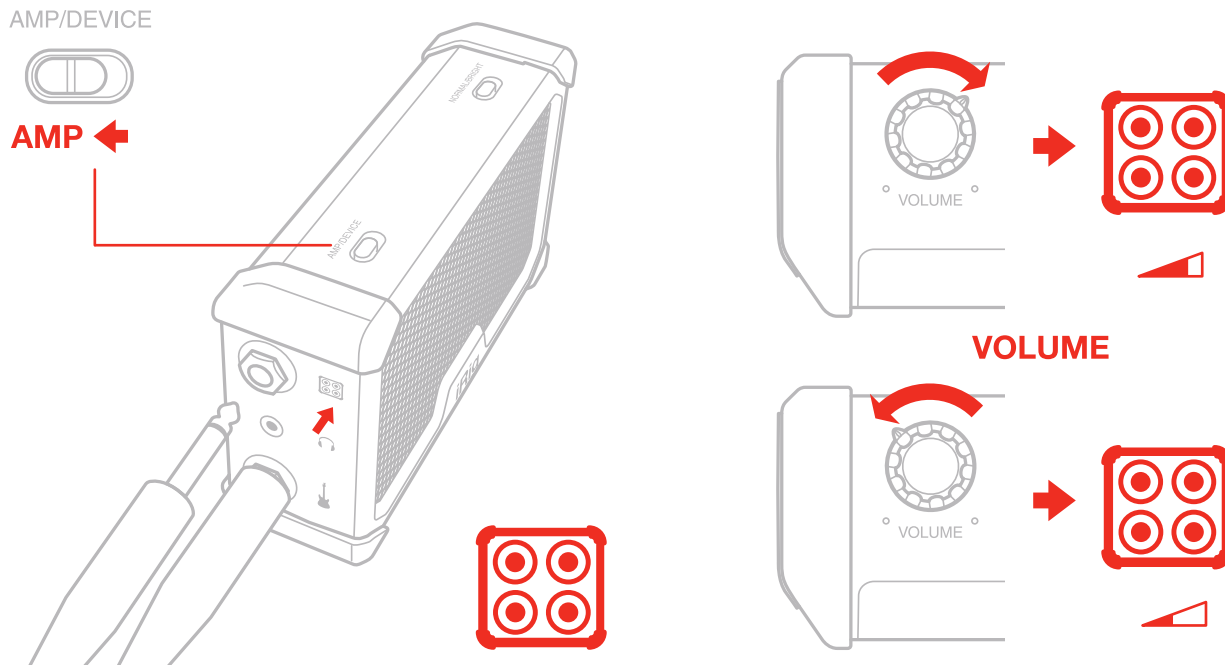
4. Adjust the volume of the internal speaker with the VOLUME potentiometer.



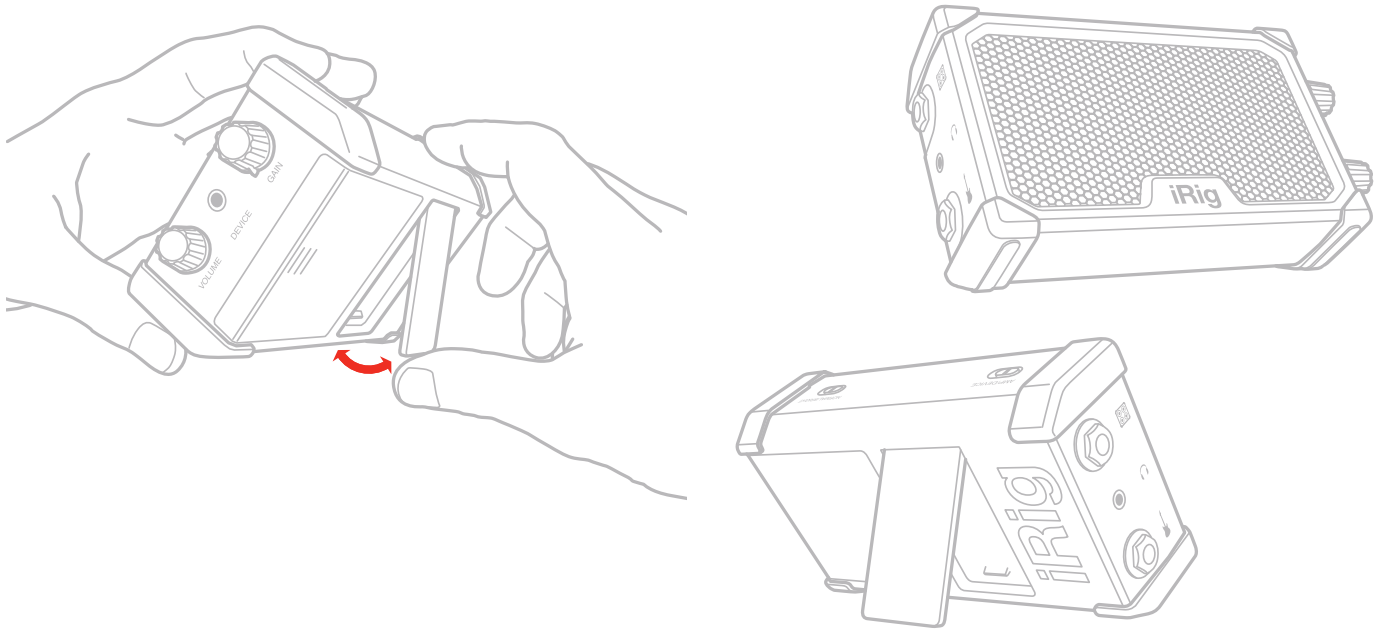
5. You can select different tones of the amp with the BRIGHT/NORMAL switch.



6. If needed, you can connect an external amplifier to the Amp out jack. In this case make sure to have selected AMP on the AMP/DEVICE switch. By connecting an external Amp, the internal speaker is muted. You can adjust the volume of the external Amp with the VOLUME potentiometer.

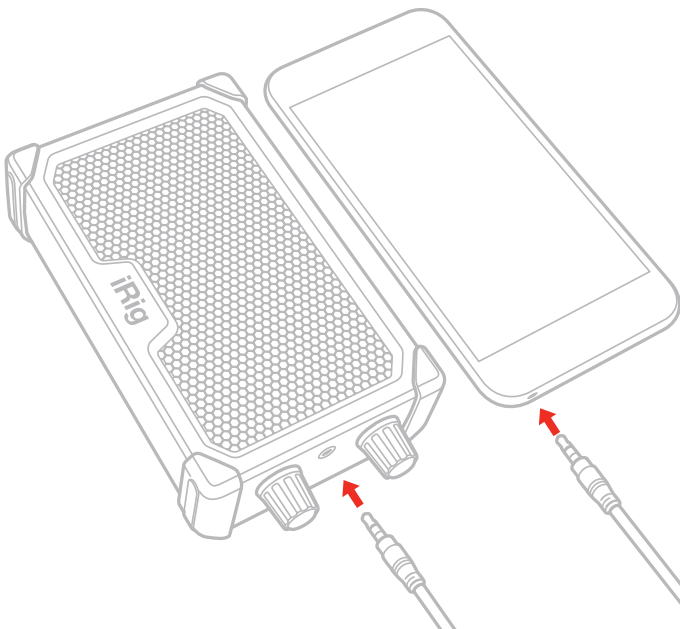


7. If needed, you can tilt the iRig Nano Amp thanks to the tilting foot.

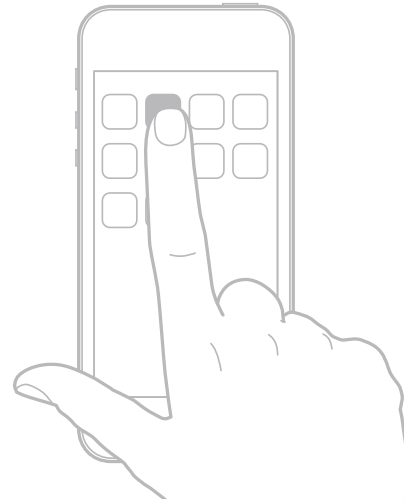


Interface mode

1. Insert the provided batteries in the battery compartment.
2. Connect your guitar, bass or other mono instrument to the 1/4" input jack.
3. Connect your device to iRig Nano Amp with the included TRRS cable.

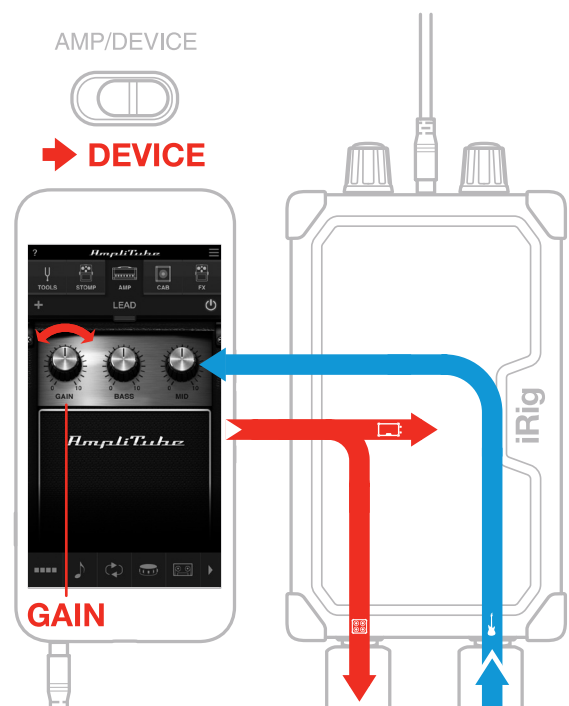
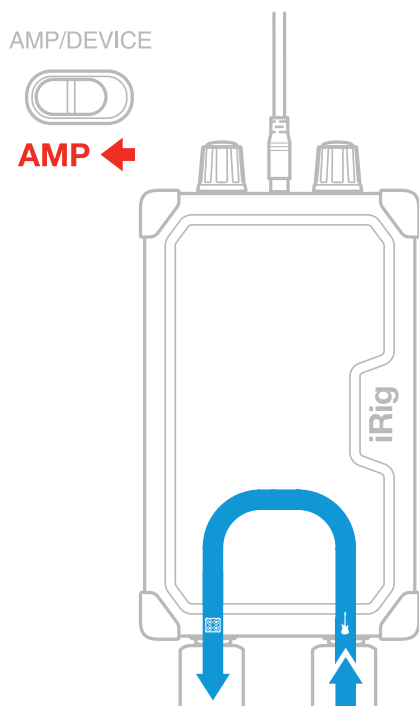


4. Download and launch AmpliTube.

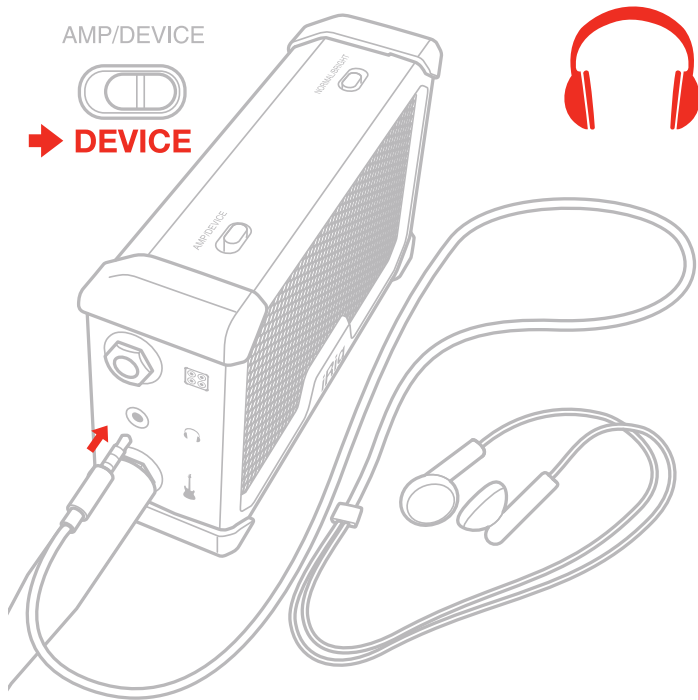


ikdownloads.com/irignanoamp

5. If needed, you can connect an external amplifier to the Amp out jack. In this case you can select AMP or DEVICE with the switch.



6. Connect your headphones to the headphone output jack on iRig Nano Amp and adjust its level with the device's volume buttons.



Specifications

- 3 Watt - Class AB amp
- 3" speaker
- Battery powered
- Input Impedance: 380 kOhms
- Instrument Input Connection: 1/4" Jack
- Amplifier Output Connection: 1/4" Jack
- Device Connection: 1/8" TRRS Jack
- Headphone Output Connection: 1/8" Jack

Warranty

Please visit:

www.ikmultimedia.com/warranty

for the complete warranty policy.

Support and more info

www.ikmultimedia.com/support

www.irignanoamp.com

iRig® Nano Amp, AmpliTube®, VocaLive™, SampleTank®, iGrand Piano™ are trademarks or registered trademarks property of IK Multimedia Srl. All other product names and images, trademarks and artists names are the property of their respective owners, which are in no way associated or affiliated with IK Multimedia. iPad, iPhone, iPod touch, Mac, Mac logo and GarageBand are trademarks of Apple Computer, Inc., registered in the U.S. and other countries. Bluetooth is a trademark of Bluetooth SIG, Inc., registered in the U.S. and other countries. App Store is a service mark of Apple Inc.